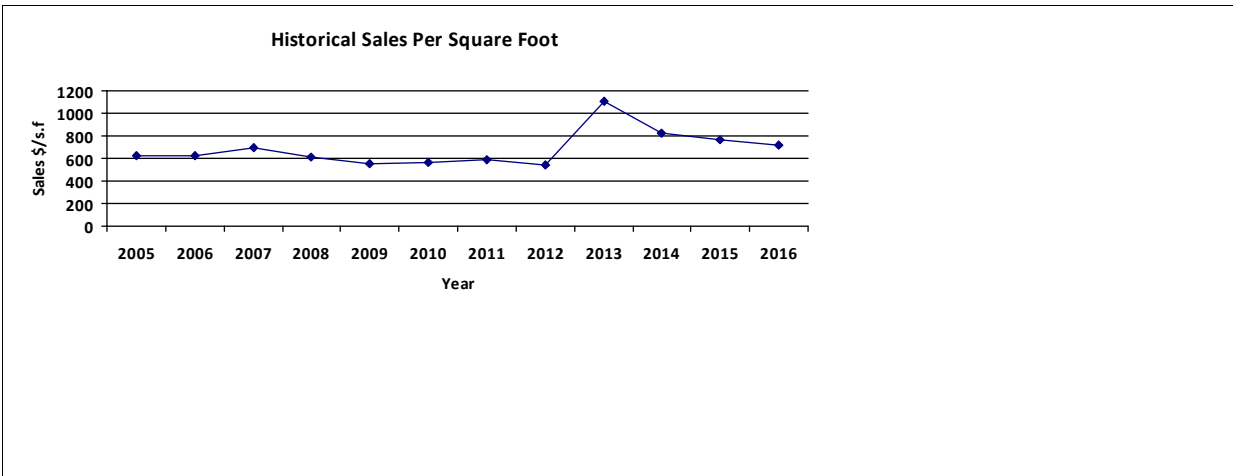


Beach Residences

34236 2016 Sales

Source: Realist for land use 4
condominium and time period
indicated

Year	No. of Sales	Avg Sale Price	Sale Price/S.F.
2016	6	2087917	723
2015	7	2452143	765
2014	12	2714125	822
2013	7	3415571	1102
2012	9	1999445	542
2011	6	2014900	588
2010	11	1788000	566
2009	1	2175000	549
2008	4	2250000	608
2007	7	2485929	690
2006	12	2080475	620
2005	3	2230000	622



Date of Sale	Address	Unit No	Price	Sq. Feet
12/1/2016	1300 Benjamin Franklin	302	1550000	2251
11/14/2016	1300 Benjamin Franklin	902	3450000	3964
10/17/2016	1300 Benjamin Franklin	401	2850000	4189
8/19/2016	1300 Benjamin Franklin	607	1987500	3057
8/5/2016	1300 Benjamin Franklin	301	1550000	2019
3/8/2016	1300 Benjamin Franklin	303	1140000	1855
Totals for	2016	Number of Sales	6	
	Average sale price	2,087,917	Average price /sf	723

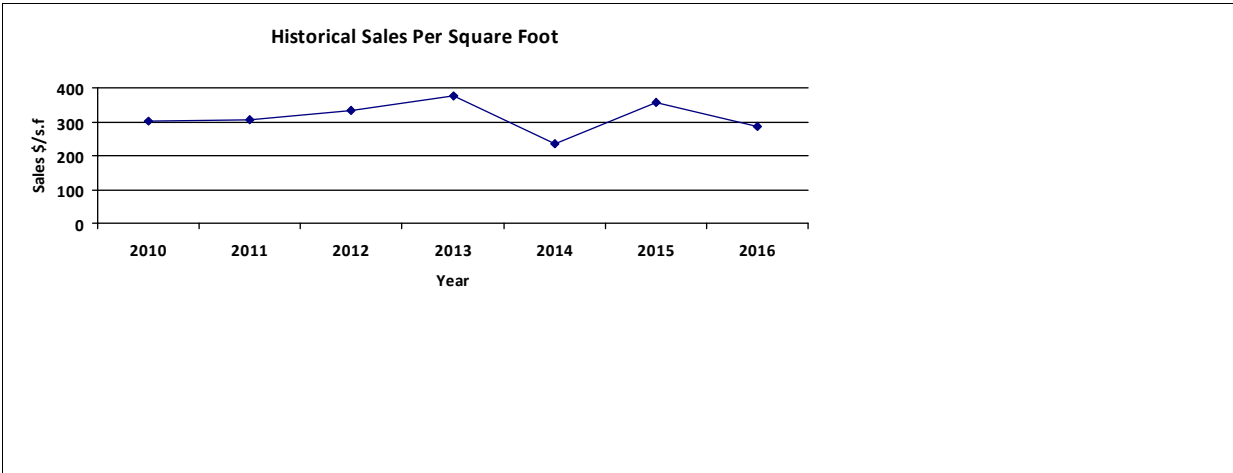
Key Tower South

34236

2016 Sales

Source: Realist for land use 4
condominium and time period
indicated

Year	No. of Sales	Avg Sale Price	Sale Price/S.F.
2016	3	436667	288
2015	7	518214	358
2014	2	332450	237
2013	7	495714	377
2012	3	503333	332
2011	6	424283	305
2010	4	454375	303



Date of Sale	Address	Unit No	Price	Sq. Feet
12/15/2016	1750 Benjamin Franklin	2C	200000	1364
8/29/2016	1750 Benjamin Franklin	10D	660000	1403
4/12/2016	1750 Benjamin Franklin	6F	450000	1781
Totals for 2016		Number of Sales	3	
Average sale price		436,667	Average price /sf	288

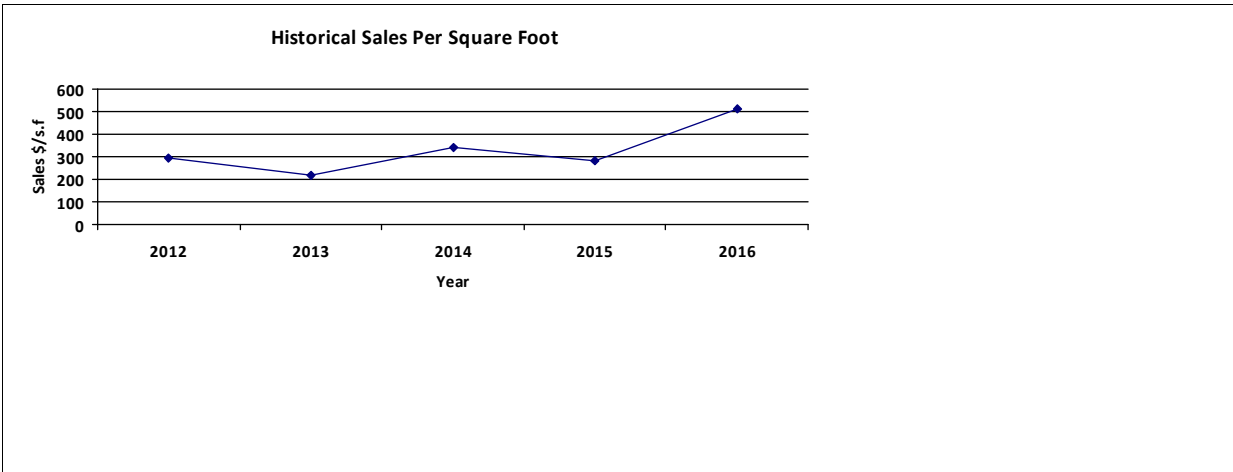
Kingston Arms

34236

2016 Sales

Source: Realist for land use 4
condominium and time period
indicated

Year	No. of Sales	Avg Sale Price	Sale Price/S.F.
2016	4	363250	512
2015	3	291833	280
2014	2	262550	341
2013	2	195000	216
2012	2	306250	296



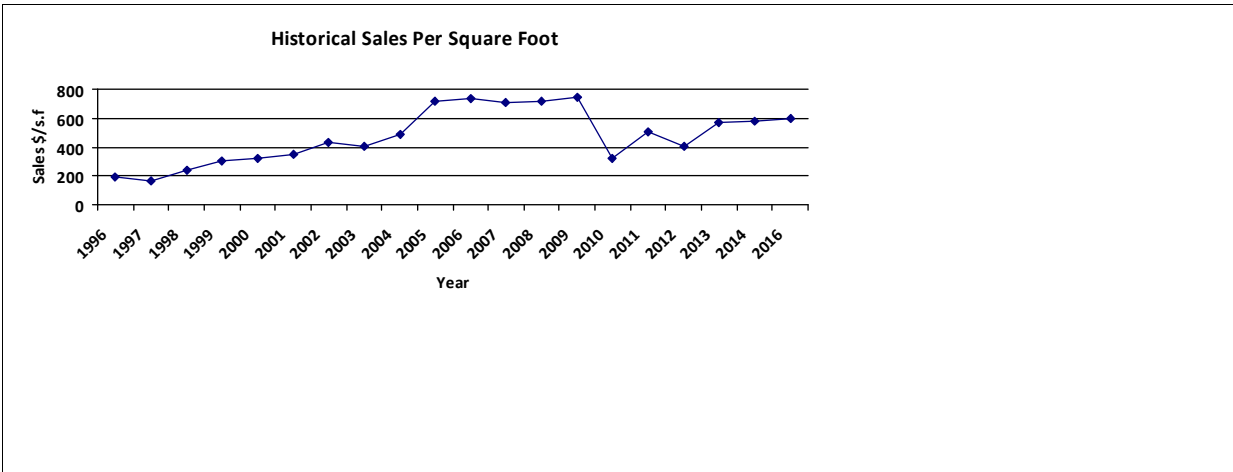
Date of Sale	Address	Unit No	Price	Sq. Feet
10/13/2016	500 Washington	23A	385000	1034
9/28/2016	500 Washington	22B	295000	770
6/1/2016	500 Washington	11A	375000	
3/21/2016	500 Washington	1B	398000	1034
Totals for	2016	Number of Sales	4	
	Average sale price	363,250	Average price /sf	512

L Elegance On Lido Beach

34236 2016 Sales

Source: Realist for land use 4
condominium and time period
indicated

Year	No. of Sales	Avg Sale Price	Sale Price/S.F.
2016	5	990470	600
2014	4	1088750	578
2013	7	1108571	573
2012	6	783500	407
2011	6	1035083	506
2010	4	583250	320
2009	1	1010000	748
2008	7	1380571	714
2007	4	1021250	710
2006	3	1328333	738
2005	7	1300214	719
2004	12	858750	491
2003	14	737831	403
2002	2	928750	432
2001	7	776833	349
2000	16	571931	319
1999	6	526250	302
1998	13	459788	243
1997	5	338625	161
1996	66	377077	190



Date of Sale	Address	Unit No	Price	Sq. Feet
11/18/2016	1800 Benjamin Franklin	B907	1275000	1980
10/13/2016	1800 Benjamin Franklin	B609	1000000	2230
8/23/2016	1800 Benjamin Franklin	A305	940000	1350
4/14/2016	1800 Benjamin Franklin	A903	862100	1350
4/13/2016	1800 Benjamin Franklin	A1003	875250	1350

Date of Sale	Address	Unit No	Price	Sq. Feet
Totals for	2016	Number of Sales	5	
	Average sale price	990,470	Average price /sf	600

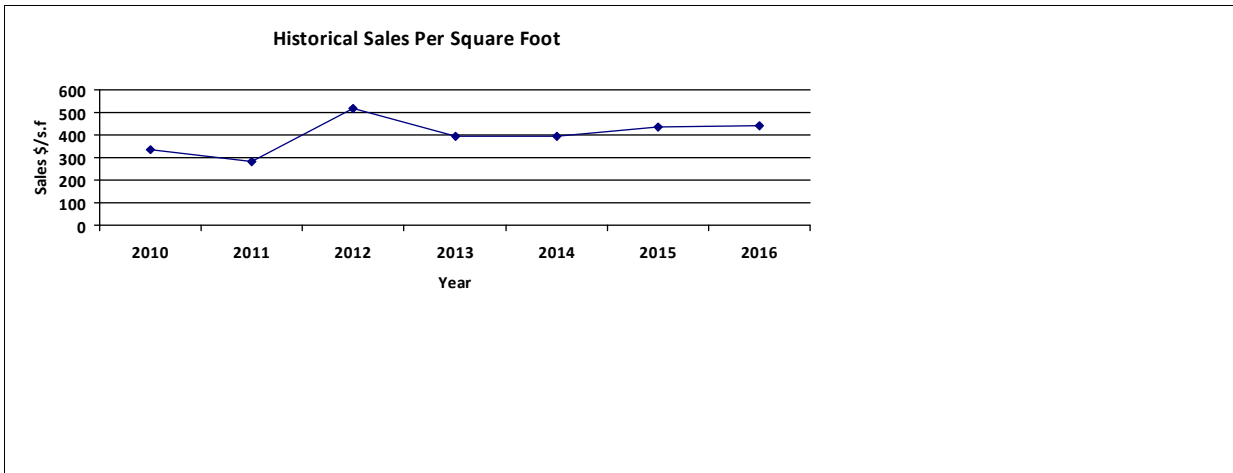
Lido Ambassador

34236

2016 Sales

Source: Realist for land use 4
condominium and time period
indicated

Year	No. of Sales	Avg Sale Price	Sale Price/S.F.
2016	4	475625	440
2015	9	495649	435
2014	4	422750	393
2013	2	403250	393
2012	1	580000	516
2011	6	299767	282
2010	3	382500	338



Date of Sale	Address	Unit No	Price	Sq. Feet
9/30/2016	800 Benjamin Franklin	510	480000	1125
8/29/2016	800 Benjamin Franklin	111	650000	1150
5/26/2016	800 Benjamin Franklin	402	450000	1150
4/7/2016	800 Benjamin Franklin	604	322500	900
Totals for	2016	Number of Sales	4	
	Average sale price	475,625	Average price /sf	440

Lido Beach Club

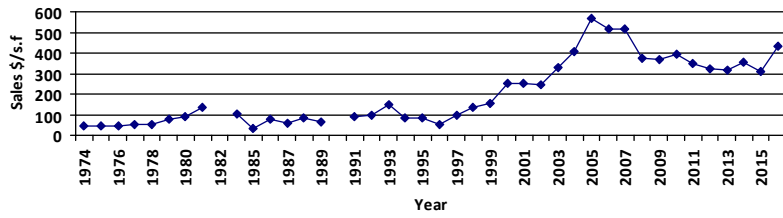
34236

2016 Sales

Source: Realist for land use 4
condominium and time period
indicated

Year	No. of Sales	Avg Sale Price	Sale Price/S.F.
2016	9	569946	432
2015	7	465243	308
2014	6	517517	356
2013	5	506800	317
2012	11	461527	325
2011	6	516417	348
2010	5	570500	395
2009	3	522333	368
2008	4	542500	374
2007	4	800925	518
2006	4	707375	514
2005	4	835000	566
2004	16	576144	406
2003	15	488300	326
2002	11	344200	244
2001	12	379764	252
2000	3	338667	250
1999	9	258222	155
1998	9	209500	138
1997	14	176545	96
1996	9	174325	51
1995	10	202417	83
1994	4	173833	84
1993	2	218750	148
1992	6	214500	95
1991	6	157180	92
1990	1		
1989	3	138750	62
1988	6	158200	82
1987	6	166667	56
1986	2	110000	77
1985	3	149900	34
1984	1	150000	106
1982	1		
1981	1	210000	137
1980	1	130000	91
1979	2	132500	79
1978	9	75433	53
1977	5	73400	51
1976	3	78167	43
1975	3	71000	45
1974	7	61843	42

Historical Sales Per Square Foot



Date of Sale	Address		Unit No	Price	Sq. Feet
11/1/2016	1212	Benjamin Franklin	402	685000	1532
10/11/2016	1212	Benjamin Franklin	201	630000	1532
9/15/2016	1212	Benjamin Franklin	709	575000	1812
7/22/2016	1212	Benjamin Franklin	307	660000	1421
7/15/2016	1212	Benjamin Franklin	703	635000	1421
7/7/2016	1212	Benjamin Franklin	1206	669000	
5/5/2016	945	Benjamin Franklin	6	480000	1306
4/8/2016	1212	Benjamin Franklin	607	650000	1421
2/8/2016	1212	Benjamin Franklin	703	145517	1421
Totals for	2016	Number of Sales	9		
	Average sale price	569,946	Average price /sf	432	

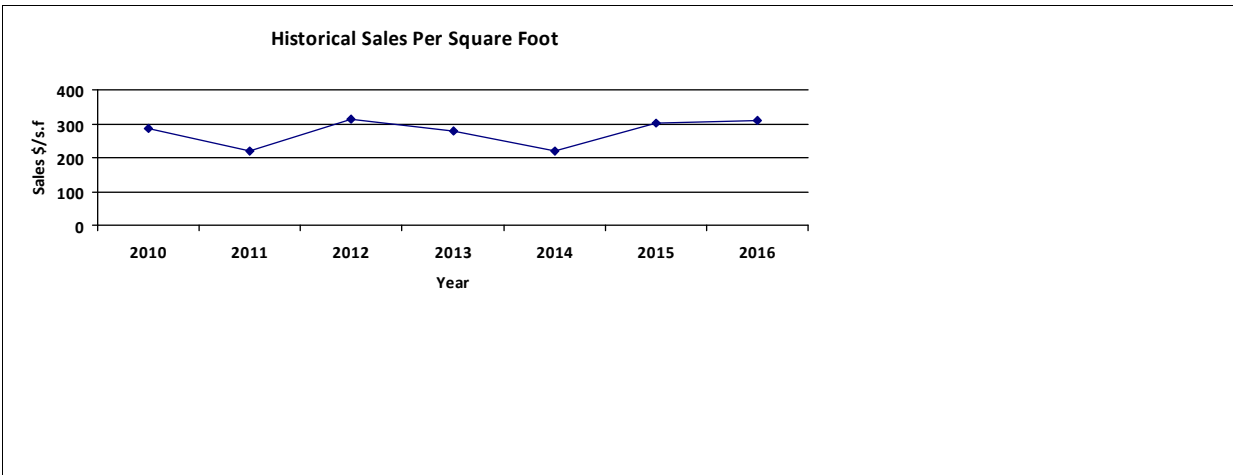
Lido Harbour South

34236

2016 Sales

Source: Realist for land use 4
condominium and time period
indicated

Year	No. of Sales	Avg Sale Price	Sale Price/S.F.
2016	5	399000	310
2015	1	410000	302
2014	3	240000	220
2013	2	299250	280
2012	2	319450	315
2011	1	200000	218
2010	3	361333	287



Date of Sale	Address	Unit No	Price	Sq. Feet
10/21/2016	2100 Benjamin Franklin	306FAI	300000	1057
6/28/2016	2110 Benjamin Franklin	107SEA	500000	1357
6/24/2016	2110 Benjamin Franklin	102SEA	420000	1248
6/1/2016	2110 Benjamin Franklin	409SEA	650000	1607
1/8/2016	2100 Benjamin Franklin	308FAI	125000	1172
Totals for	2016	Number of Sales	5	
	Average sale price	399,000	Average price /sf	310

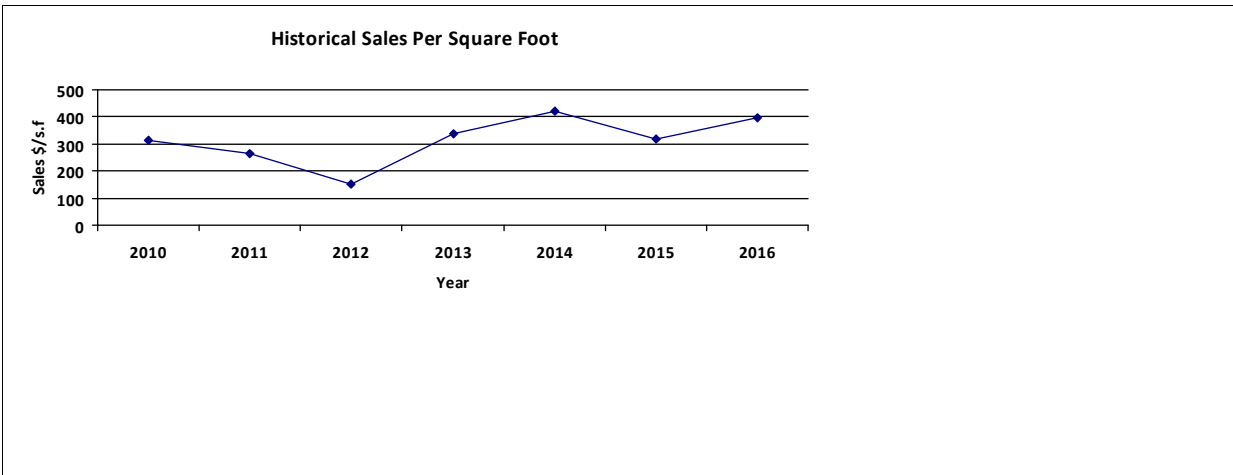
Lido Harbour Towers

34236

2016 Sales

Source: Realist for land use 4
condominium and time period
indicated

Year	No. of Sales	Avg Sale Price	Sale Price/S.F.
2016	7	454571	399
2015	14	389000	321
2014	6	455833	424
2013	1	475000	336
2012	2	136500	150
2011	1	320000	264
2010	5	362240	312



Date of Sale	Address	Unit No	Price	Sq. Feet
12/1/2016	1770 Benjamin Franklin	503	450000	1168
8/31/2016	1900 Benjamin Franklin	V7	333000	1088
8/5/2016	2110 Benjamin Franklin	401SEA	600000	1248
8/1/2016	1900 Benjamin Franklin	305BER	685000	1131
7/29/2016	2100 Benjamin Franklin	104FAI	280000	1172
7/19/2016	2110 Benjamin Franklin	204SEA	484000	1248
4/22/2016	1900 Benjamin Franklin	102ARL	350000	918
Totals for	2016	Number of Sales	7	
	Average sale price	454,571	Average price /sf	399

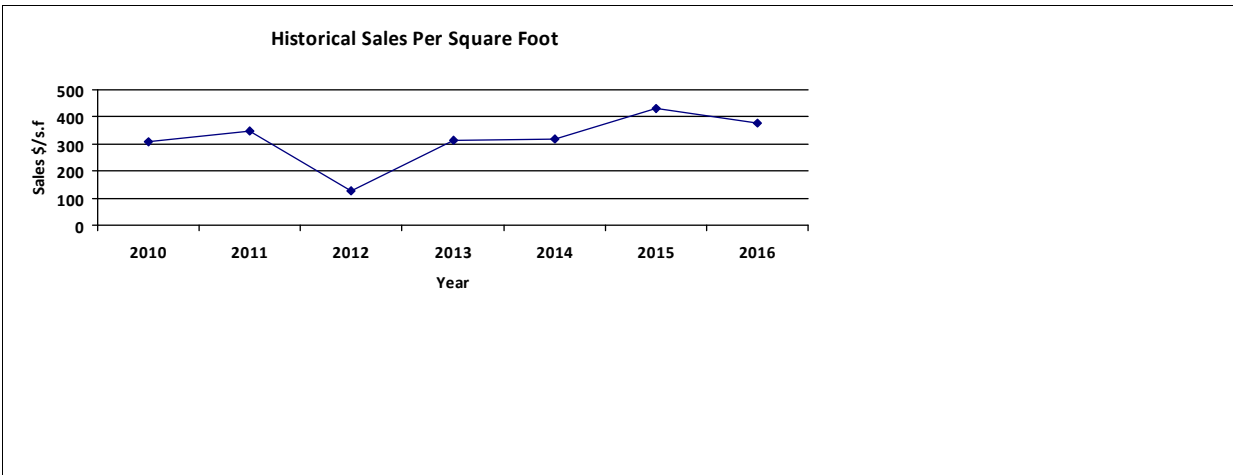
Lido Regency

34236

2016 Sales

Source: Realist for land use 4
condominium and time period
indicated

Year	No. of Sales	Avg Sale Price	Sale Price/S.F.
2016	4	474500	378
2015	6	561250	431
2014	7	415429	318
2013	4	349500	312
2012	2	154000	126
2011	2	502500	350
2010	5	373700	309



Date of Sale	Address	Unit No	Price	Sq. Feet
8/31/2016	1700 Benjamin Franklin	4F	295000	981
7/5/2016	1700 Benjamin Franklin	12F	318000	981
4/29/2016	1700 Benjamin Franklin	8A	645000	1492
4/5/2016	1700 Benjamin Franklin	PH-G	640000	1563
Totals for	2016	Number of Sales	4	
	Average sale price	474,500	Average price /sf	378

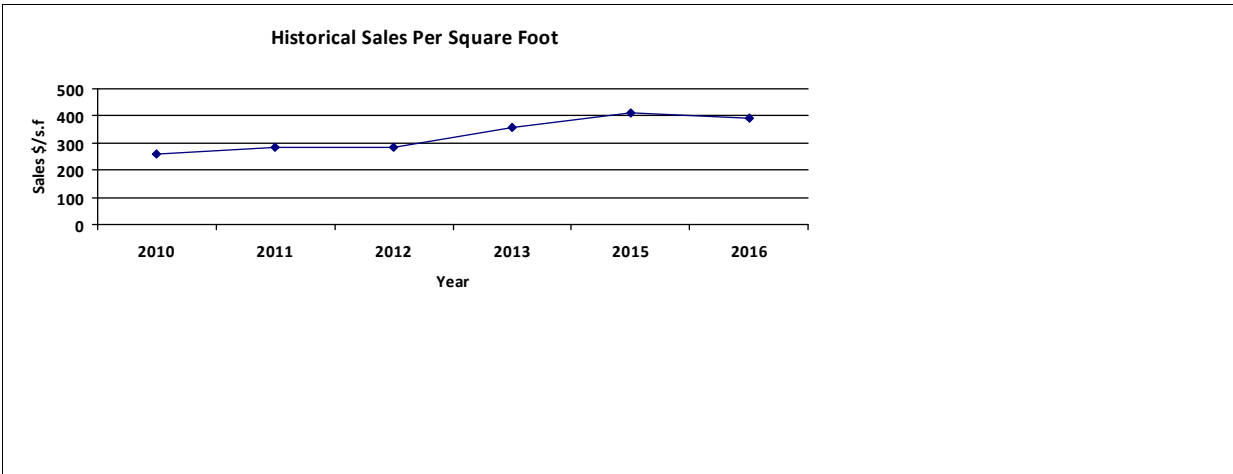
Lido Shores

34236

2016 Sales

Source: Realist for land use 4
condominium and time period
indicated

Year	No. of Sales	Avg Sale Price	Sale Price/S.F.
2016	5	408300	394
2015	1	425000	410
2013	1	370000	357
2012	6	292396	282
2011	3	293667	283
2010	4	290750	258



Date of Sale	Address		Unit No	Price	Sq. Feet
6/22/2016	350	Polk	401	473500	1036
5/31/2016	350	Polk	301	400000	1036
3/11/2016	350	Polk	302	303000	1036
1/29/2016	350	Polk	503	400000	1036
1/20/2016	350	Polk	506	465000	1036
Totals for	2016	Number of Sales	5		
	Average sale price	408,300	Average price /sf	394	

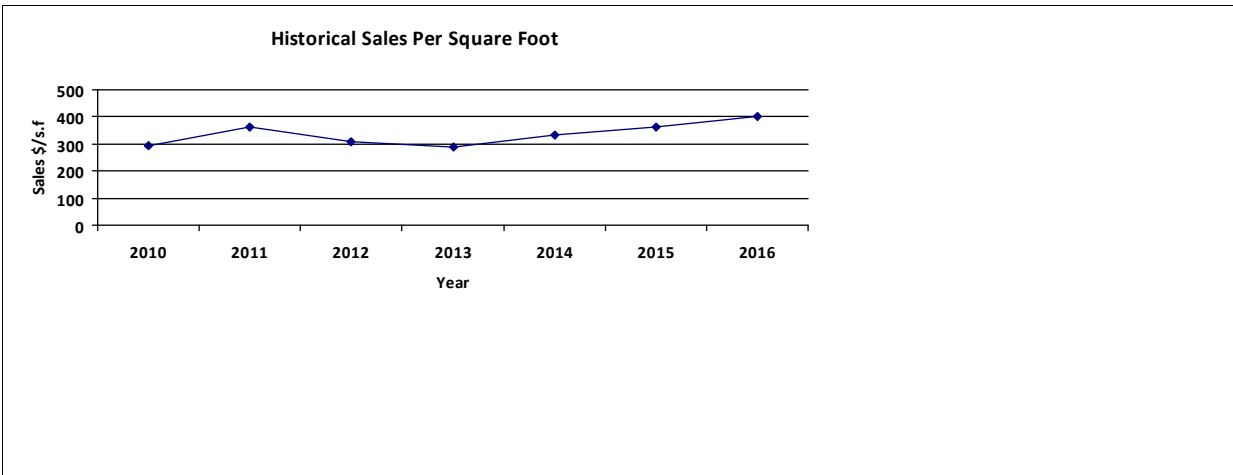
Lido Surf and Sand

34236

2016 Sales

Source: Realist for land use 4
condominium and time period
indicated

Year	No. of Sales	Avg Sale Price	Sale Price/S.F.
2016	5	523760	404
2015	8	503312	363
2014	5	409000	334
2013	7	395000	290
2012	7	419357	307
2011	3	504167	363
2010	6	339417	294



Date of Sale	Address	Unit No	Price	Sq. Feet
12/16/2016	1102 Benjamin Franklin	410	525000	1516
10/8/2016	1102 Benjamin Franklin	814	478800	1213
8/19/2016	1100 Benjamin Franklin	605	355000	918
6/30/2016	1102 Benjamin Franklin	308	585000	1379
2/5/2016	1100 Benjamin Franklin	301	675000	1456
Totals for	2016	Number of Sales	5	
	Average sale price	523,760	Average price /sf	404

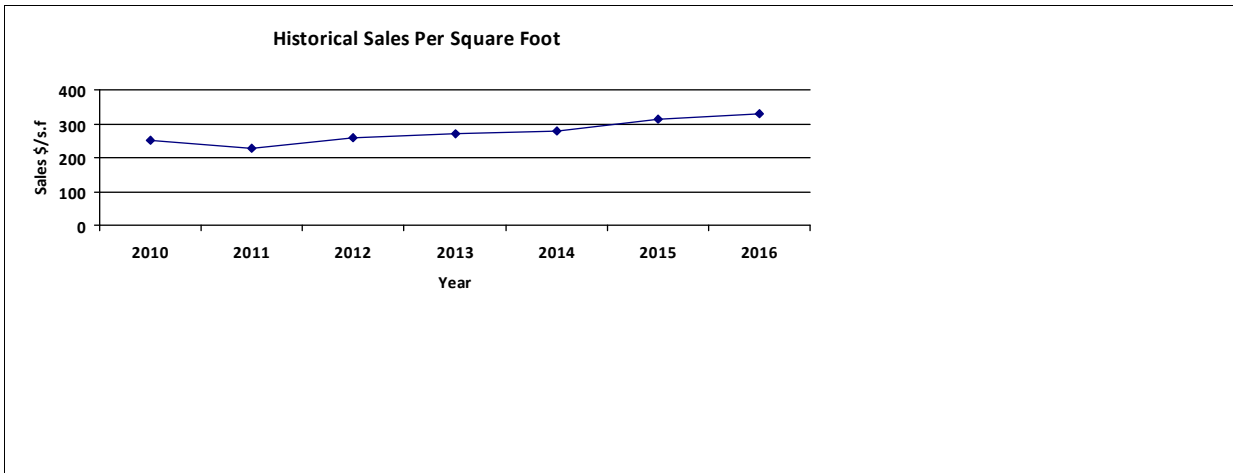
Lido Towers

34236

2016 Sales

Source: Realist for land use 4
condominium and time period
indicated

Year	No. of Sales	Avg Sale Price	Sale Price/S.F.
2016	5	379400	328
2015	10	360100	312
2014	4	305000	280
2013	10	294800	271
2012	6	317500	257
2011	2	295000	228
2010	4	311250	251



Date of Sale	Address	Unit No	Price	Sq. Feet
12/12/2016	1001 Benjamin Franklin	508	470000	1224
11/30/2016	1001 Benjamin Franklin	410	350000	1224
11/10/2016	1001 Benjamin Franklin	511	288000	813
10/7/2016	1001 Benjamin Franklin	407	394000	1224
3/30/2016	1001 Benjamin Franklin	313	395000	1293
Totals for	2016	Number of Sales	5	
	Average sale price	379,400	Average price /sf	328

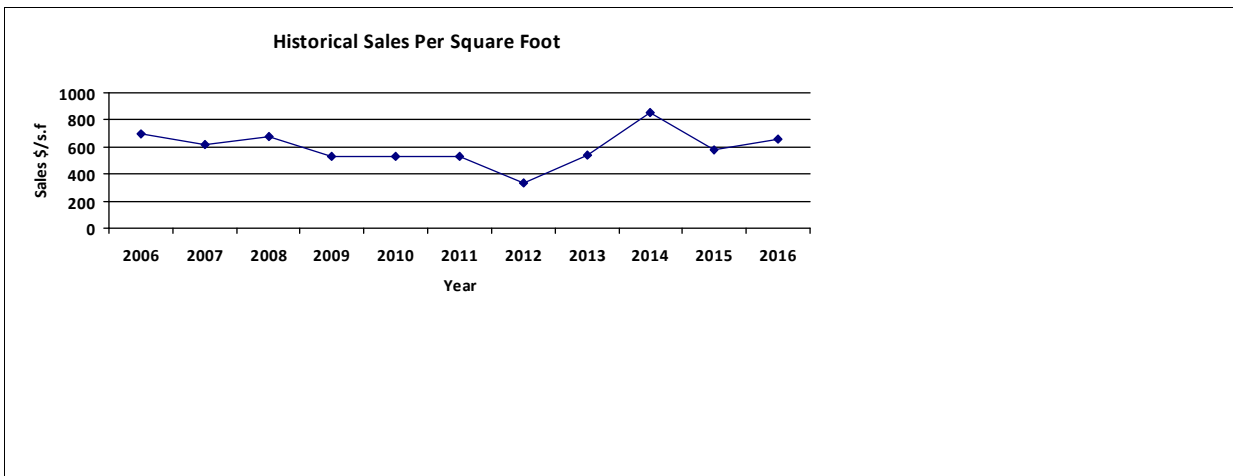
Orchid Beach Club Residences

34236

2016 Sales

Source: Realist for land use 4
condominium and time period
indicated

Year	No. of Sales	Avg Sale Price	Sale Price/S.F.
2016	2	2275000	660
2015	4	1787250	579
2014	4	3200000	851
2013	4	1823750	541
2012	6	1045017	338
2011	3	1725000	526
2010	6	1865833	527
2009	4	1912500	534
2008	8	2582375	678
2007	7	2305714	617
2006	5	2365000	694



Date of Sale	Address		Unit No	Price	Sq. Feet
10/17/2016	2050	Benjamin Franklin	A601	1900000	3242
5/31/2016	2052	Benjamin Franklin	W302	2650000	3654
Totals for	2016	Number of Sales	2		
	Average sale price	2,275,000	Average price /sf	660	

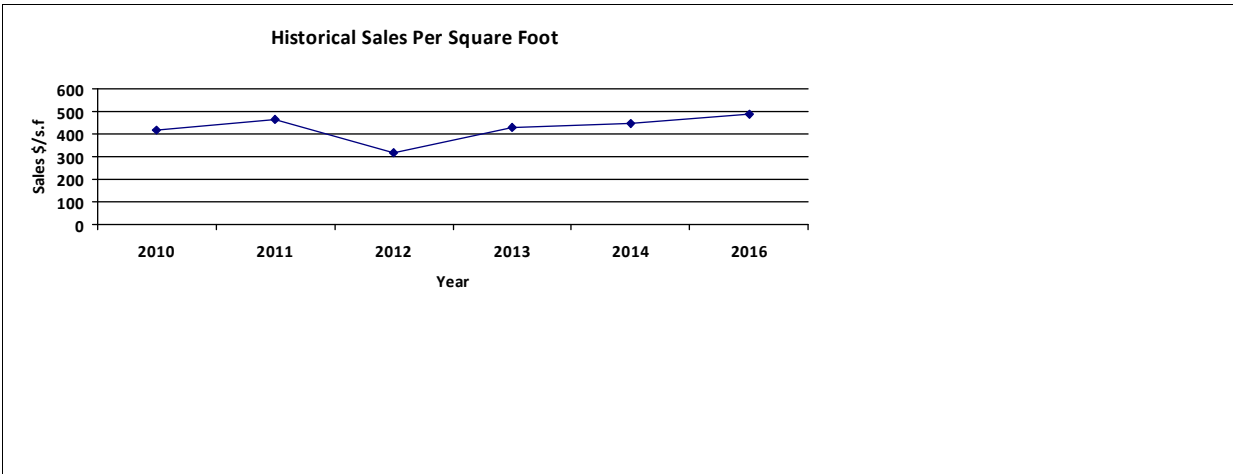
St. Armands Towers

34236

2016 Sales

Source: Realist for land use 4
condominium and time period
indicated

Year	No. of Sales	Avg Sale Price	Sale Price/S.F.
2016	1	623000	489
2014	2	571500	448
2013	8	702775	432
2012	2	417500	316
2011	2	903800	467
2010	4	680188	418



Date of Sale	Address	Unit No	Price	Sq. Feet
6/24/2016	101 Benjamin Franklin	26	623000	1275
Totals for	2016	Number of Sales	1	
	Average sale price	623,000	Average price /sf	489

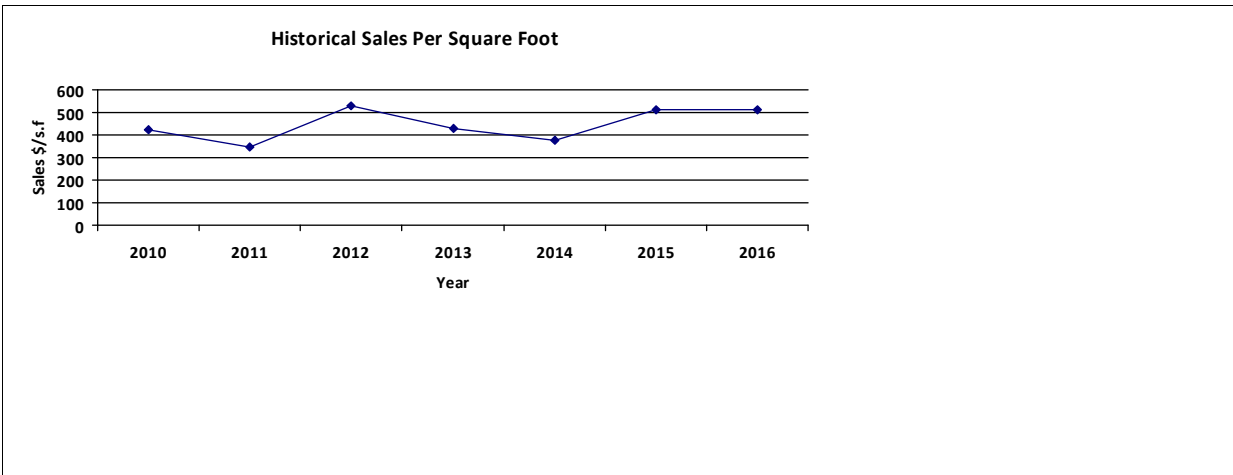
St. Armands Towers North

34236

2016 Sales

Source: Realist for land use 4
condominium and time period
indicated

Year	No. of Sales	Avg Sale Price	Sale Price/S.F.
2016	7	685286	509
2015	7	797943	510
2014	5	521880	376
2013	1	600000	432
2012	3	731667	527
2011	3	480333	346
2010	5	709500	421



Date of Sale	Address	Unit No	Price	Sq. Feet
11/28/2016	101 Benjamin Franklin	84	617000	1275
7/26/2016	1 Benjamin Franklin	126	850000	1389
5/31/2016	1 Benjamin Franklin	115	645000	1389
4/14/2016	1 Benjamin Franklin	33	900000	1389
3/31/2016	101 Benjamin Franklin	85	550000	1275
2/3/2016	101 Benjamin Franklin	81	710000	1320
1/28/2016	1 Benjamin Franklin	21	525000	1389
Totals for	2016	Number of Sales	7	
	Average sale price	685,286	Average price /sf	509