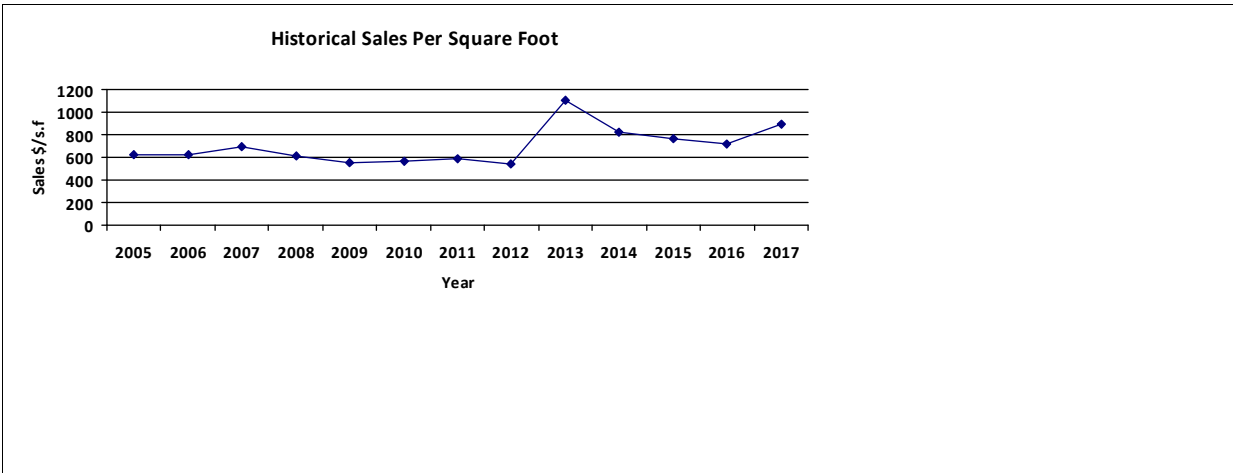


# Beach Residences

34236 2017 as of 09/01/2017

Source: My Florida Regional MLS  
Property Type Condominium, Villa, or  
Townhouse and time period indicated

Year	No. of Sales	Avg Sale Price	Sale Price/S.F.
2017	4	2559750	896
2016	6	2087917	723
2015	7	2452143	765
2014	12	2714125	822
2013	7	3415571	1102
2012	9	1999445	542
2011	6	2014900	588
2010	11	1788000	566
2009	1	2175000	549
2008	4	2250000	608
2007	7	2485929	690
2006	12	2080475	620
2005	3	2230000	622



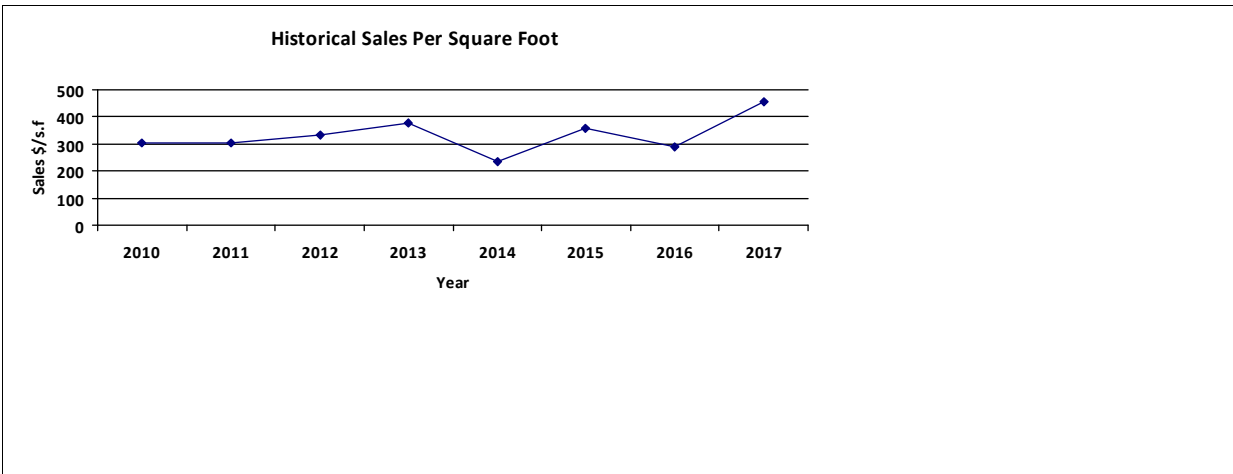
Date of Sale	Address	Unit No	Price	Sq. Feet
8/2/2017	1300 BENJAMIN FRANKLIN	509	2400000	3352
7/21/2017	1300 BENJAMIN FRANKLIN	1203	4300000	3872
3/23/2017	3465 GULF OF MEXICO	104	239000	340
3/17/2017	1300 BENJAMIN FRANKLIN	603	3300000	3861
Totals for 2017		Number of Sales	4	
Average sale price		2,559,750	Average price /sf	896

# Key Tower South

34236 2017 as of 09/01/2017

Source: My Florida Regional MLS  
Property Type Condominium, Villa, or  
Townhouse and time period indicated

Year	No. of Sales	Avg Sale Price	Sale Price/S.F.
2017	4	671000	458
2016	3	436667	288
2015	7	518214	358
2014	2	332450	237
2013	7	495714	377
2012	3	503333	332
2011	6	424283	305
2010	4	454375	303



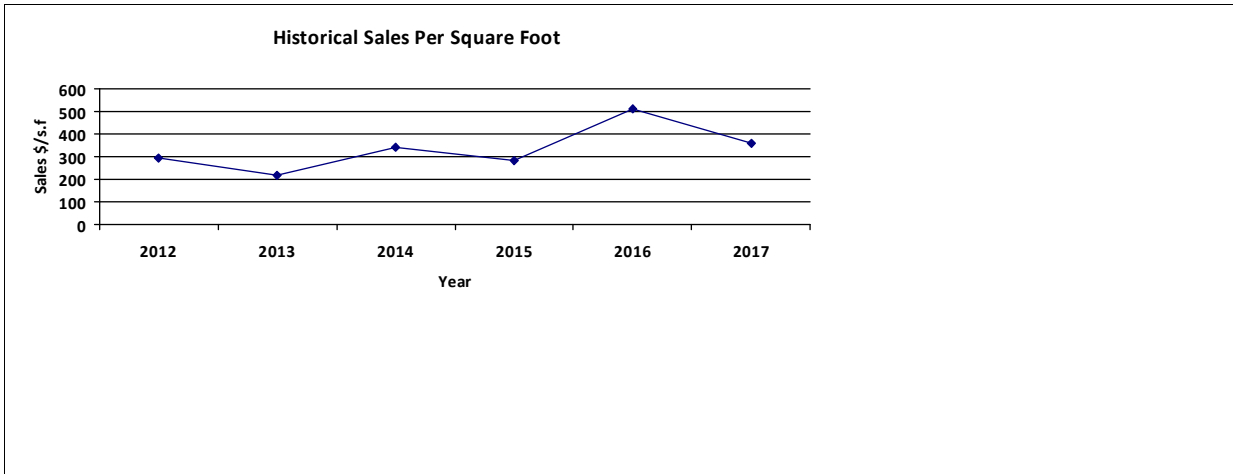
Date of Sale	Address	Unit No	Price	Sq. Feet
8/9/2017	1750 BENJAMIN FRANKLIN	5B	620000	1364
5/30/2017	1750 BENJAMIN FRANKLIN	11E	630000	1548
2/20/2017	1750 BENJAMIN FRANKLIN	4D	685000	1548
1/30/2017	1750 BENJAMIN FRANKLIN	7D	749000	1403
Totals for	2017	Number of Sales	4	
	Average sale price	671,000	Average price /sf	458

# Kingston Arms

34236 2017 as of 09/01/2017

Source: My Florida Regional MLS  
Property Type Condominium, Villa, or  
Townhouse and time period indicated

Year	No. of Sales	Avg Sale Price	Sale Price/S.F.
2017	5	335600	357
2016	4	363250	512
2015	3	291833	280
2014	2	262550	341
2013	2	195000	216
2012	2	306250	296



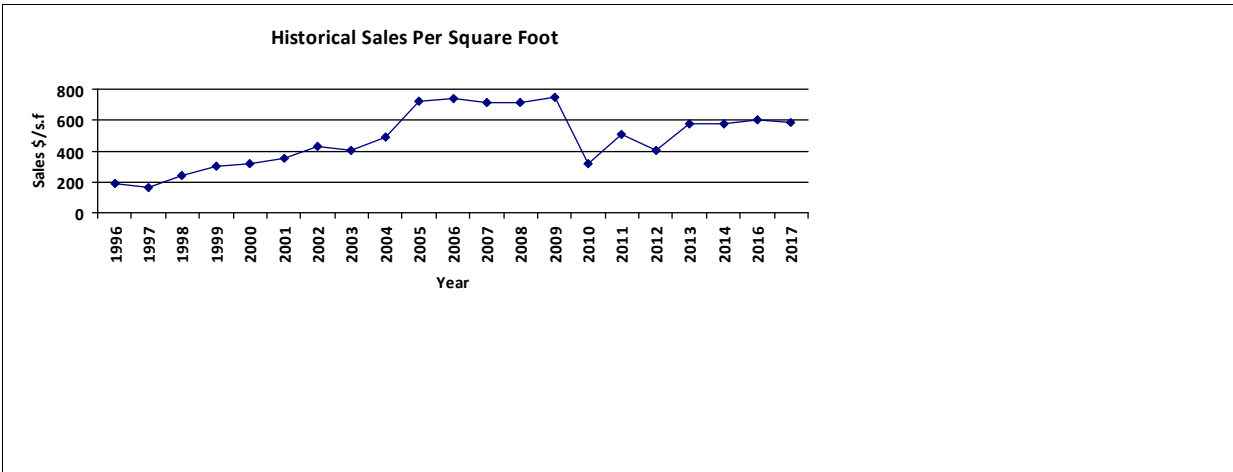
Date of Sale	Address	Unit No	Price	Sq. Feet
6/6/2017	500 WASHINGTON	20A	265000	831
2/28/2017	500 WASHINGTON	11b	375000	1030
2/7/2017	500 WASHINGTON	26A	398000	1034
1/26/2017	500 WASHINGTON	6A	385000	1035
1/12/2017	500 WASHINGTON	16B	255000	770
Totals for	2017	Number of Sales	5	
	Average sale price	335,600	Average price /sf	357

# L Elegance On Lido Beach

34236 2017 as of 09/01/2017

Source: My Florida Regional MLS  
Property Type Condominium, Villa, or  
Townhouse and time period indicated

Year	No. of Sales	Avg Sale Price	Sale Price/S.F.
2017	4	1166250	585
2016	5	990470	600
2014	4	1088750	578
2013	7	1108571	573
2012	6	783500	407
2011	6	1035083	506
2010	4	583250	320
2009	1	1010000	748
2008	7	1380571	714
2007	4	1021250	710
2006	3	1328333	738
2005	7	1300214	719
2004	12	858750	491
2003	14	737831	403
2002	2	928750	432
2001	7	776833	349
2000	16	571931	319
1999	6	526250	302
1998	13	459788	243
1997	5	338625	161
1996	66	377077	190



Date of Sale	Address	Unit No	Price	Sq. Feet
7/14/2017	1800 BENJAMIN FRANKLIN	A904	1360000	2230
6/12/2017	1800 BENJAMIN FRANKLIN	B408	1020000	1700
4/18/2017	1800 BENJAMIN FRANKLIN	A401	1375000	2070
4/11/2017	1800 BENJAMIN FRANKLIN	B307	910000	1980

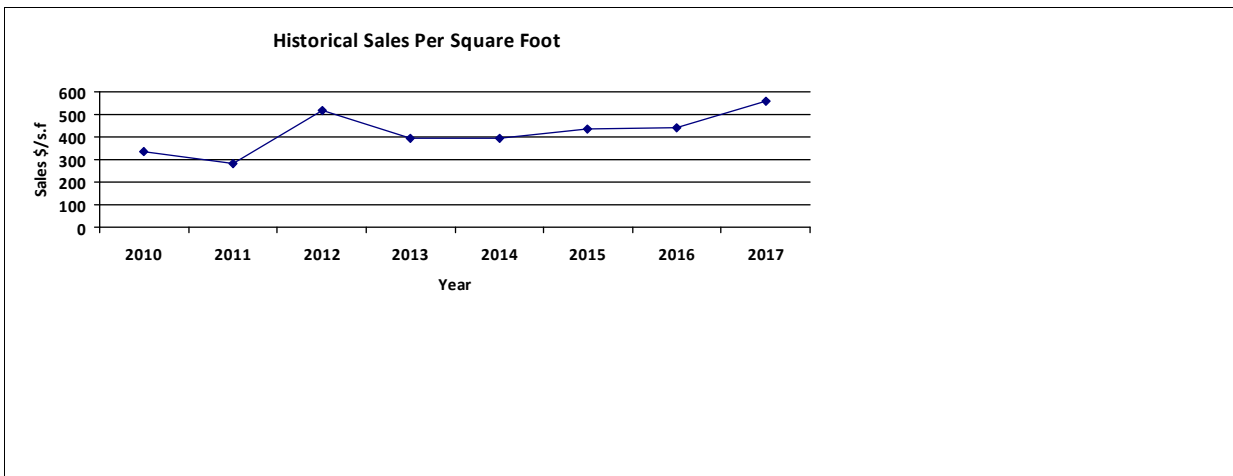
Date of Sale	Address	Unit No	Price	Sq. Feet
Totals for	2017	Number of Sales	4	
	Average sale price	1,166,250	Average price /sf	585

# Lido Ambassador

34236 2017 as of 09/01/2017

Source: My Florida Regional MLS  
Property Type Condominium, Villa, or  
Townhouse and time period indicated

Year	No. of Sales	Avg Sale Price	Sale Price/S.F.
2017	1	625000	556
2016	4	475625	440
2015	9	495649	435
2014	4	422750	393
2013	2	403250	393
2012	1	580000	516
2011	6	299767	282
2010	3	382500	338



Date of Sale	Address	Unit No	Price	Sq. Feet
5/10/2017	800 BENJAMIN FRANKLIN	111	625000	1125
Totals for 2017		Number of Sales	1	
Average sale price		625,000	Average price /sf	556

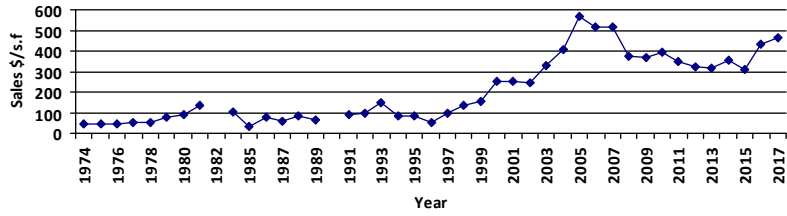
# Lido Beach Club

34236 2017 as of 09/01/2017

Source: My Florida Regional MLS  
Property Type Condominium, Villa, or  
Townhouse and time period indicated

Year	No. of Sales	Avg Sale Price	Sale Price/S.F.
2017	5	686100	463
2016	9	569946	432
2015	7	465243	308
2014	6	517517	356
2013	5	506800	317
2012	11	461527	325
2011	6	516417	348
2010	5	570500	395
2009	3	522333	368
2008	4	542500	374
2007	4	800925	518
2006	4	707375	514
2005	4	835000	566
2004	16	576144	406
2003	15	488300	326
2002	11	344200	244
2001	12	379764	252
2000	3	338667	250
1999	9	258222	155
1998	9	209500	138
1997	14	176545	96
1996	9	174325	51
1995	10	202417	83
1994	4	173833	84
1993	2	218750	148
1992	6	214500	95
1991	6	157180	92
1990	1		
1989	3	138750	62
1988	6	158200	82
1987	6	166667	56
1986	2	110000	77
1985	3	149900	34
1984	1	150000	106
1982	1		
1981	1	210000	137
1980	1	130000	91
1979	2	132500	79
1978	9	75433	53
1977	5	73400	51
1976	3	78167	43
1975	3	71000	45
1974	7	61843	42

Historical Sales Per Square Foot



Date of Sale	Address		Unit No	Price	Sq. Feet
6/16/2017	1212	BENJAMIN FRANKLIN	1201	842500	1532
3/1/2017	1212	BENJAMIN FRANKLIN	202	717000	1532
2/28/2017	1212	BENJAMIN FRANKLIN	1208	770000	1421
2/27/2017	1212	BENJAMIN FRANKLIN	305	431000	1116
2/24/2017	1212	BENJAMIN FRANKLIN	909	670000	1812
Totals for	2017	Number of Sales	5		
	Average sale price	686,100	Average price /sf	463	

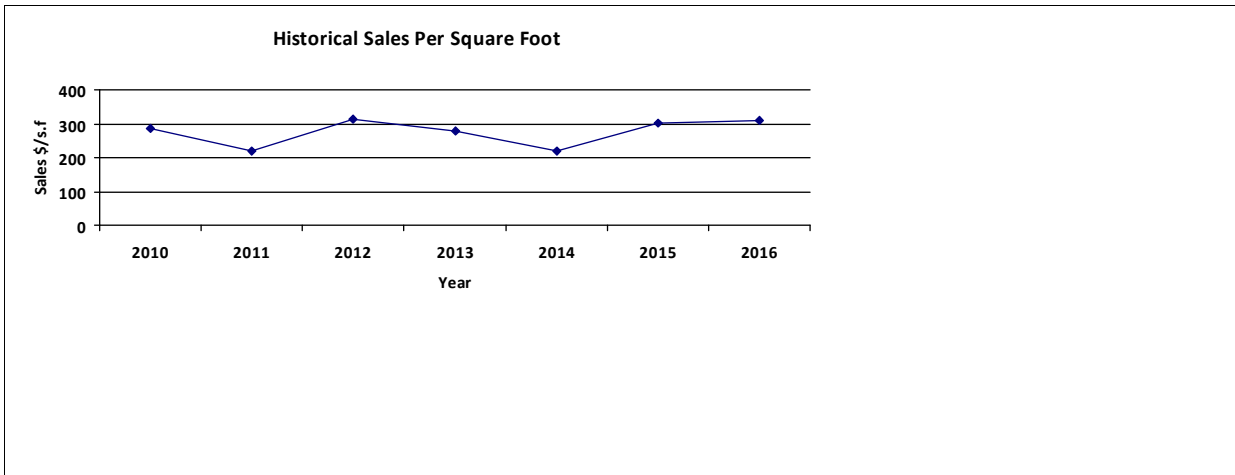


# Lido Harbour South

34236 2017 as of 09/01/2017

Source: My Florida Regional MLS  
Property Type Condominium, Villa, or  
Townhouse and time period indicated

Year	No. of Sales	Avg Sale Price	Sale Price/S.F.
2016	5	399000	310
2015	1	410000	302
2014	3	240000	220
2013	2	299250	280
2012	2	319450	315
2011	1	200000	218
2010	3	361333	287

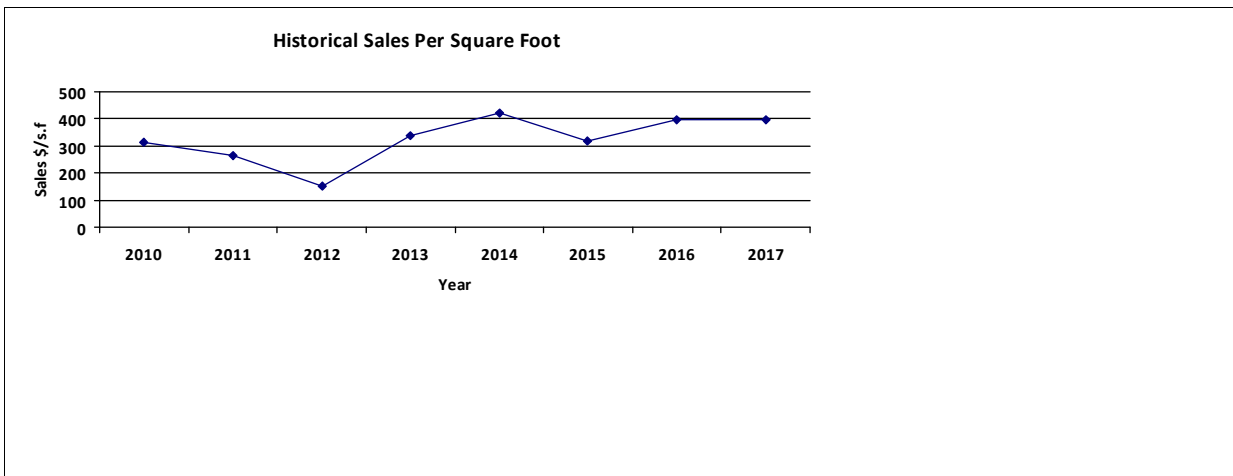


# Lido Harbour Towers

34236 2017 as of 09/01/2017

Source: My Florida Regional MLS  
Property Type Condominium, Villa, or  
Townhouse and time period indicated

Year	No. of Sales	Avg Sale Price	Sale Price/S.F.
2017	4	512500	395
2016	7	454571	399
2015	14	389000	321
2014	6	455833	424
2013	1	475000	336
2012	2	136500	150
2011	1	320000	264
2010	5	362240	312



Date of Sale	Address	Unit No	Price	Sq. Feet
8/18/2017	1770 BENJAMIN FRANKLIN	601	630000	1413
6/16/2017	1770 BENJAMIN FRANKLIN	407	450000	1207
5/19/2017	2110 BENJAMIN FRANKLIN	503SEA	580000	1398
1/3/2017	2100 BENJAMIN FRANKLIN	301	390000	1172
Totals for	2017	Number of Sales	4	
	Average sale price	512,500	Average price /sf	395

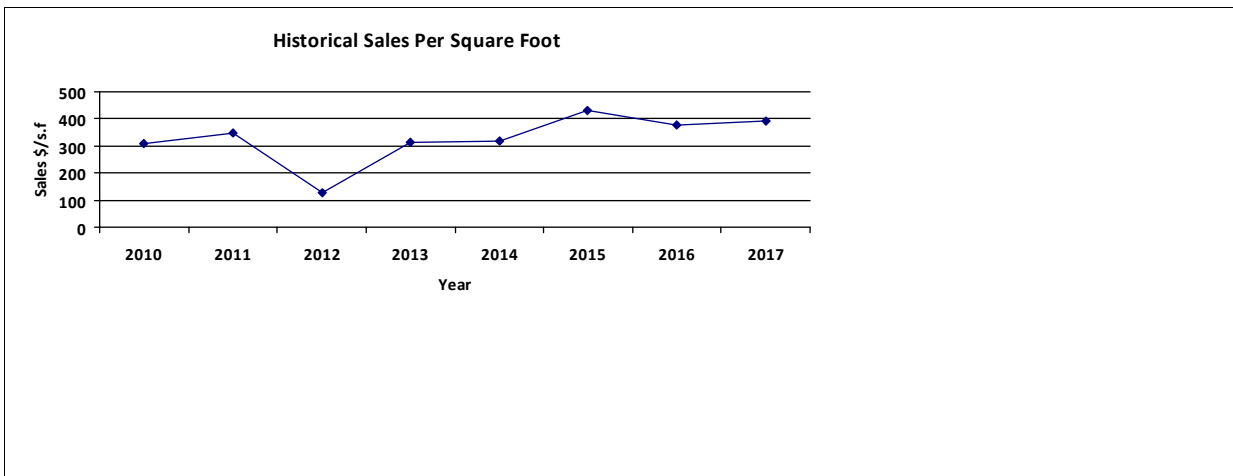
# Lido Regency

34236

2017 as of 09/01/2017

Source: My Florida Regional MLS  
Property Type Condominium, Villa, or  
Townhouse and time period indicated

Year	No. of Sales	Avg Sale Price	Sale Price/S.F.
2017	4	399750	392
2016	4	474500	378
2015	6	561250	431
2014	7	415429	318
2013	4	349500	312
2012	2	154000	126
2011	2	502500	350
2010	5	373700	309



Date of Sale	Address	Unit No	Price	Sq. Feet
8/1/2017	1700 BENJAMIN FRANKLIN	2B	480000	1059
7/11/2017	1700 BENJAMIN FRANKLIN	6F	310000	981
4/25/2017	1700 BENJAMIN FRANKLIN	2F	340000	981
3/27/2017	1700 BEN FRANKLIN	2-C	469000	1059
Totals for	2017	Number of Sales	4	
	Average sale price	399,750	Average price /sf	392

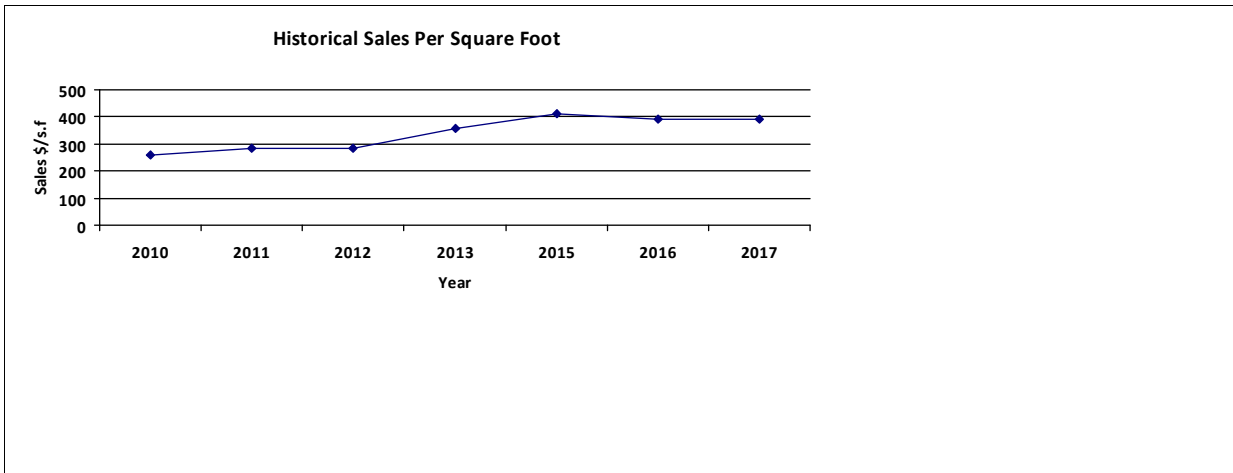
# Lido Shores

34236

2017 as of 09/01/2017

Source: My Florida Regional MLS  
Property Type Condominium, Villa, or  
Townhouse and time period indicated

Year	No. of Sales	Avg Sale Price	Sale Price/S.F.
2017	2	404250	390
2016	5	408300	394
2015	1	425000	410
2013	1	370000	357
2012	6	292396	282
2011	3	293667	283
2010	4	290750	258



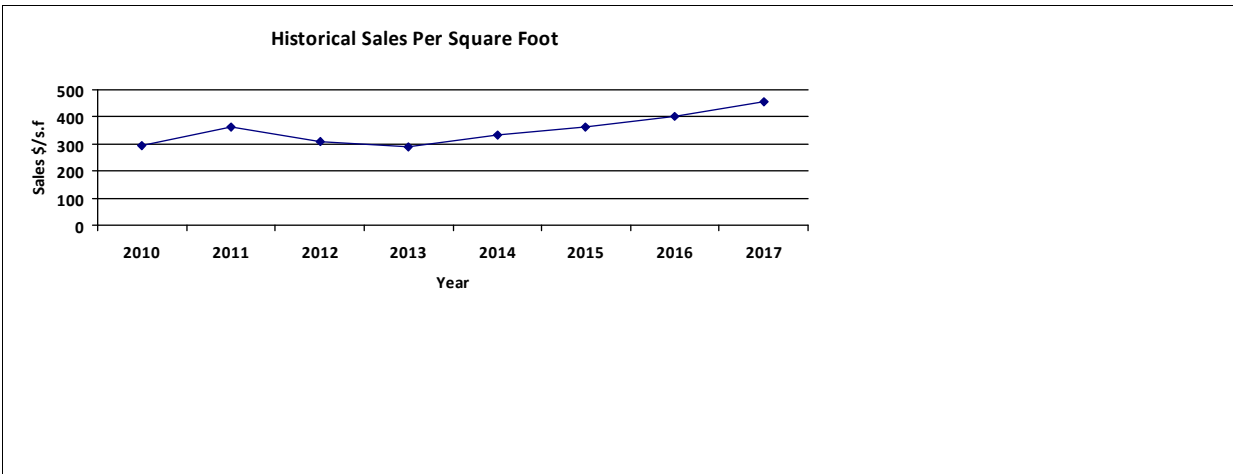
Date of Sale	Address	Unit No	Price	Sq. Feet
6/6/2017	350 POLK	308	428500	1036
5/25/2017	350 POLK	207	380000	1036
Totals for	2017	Number of Sales	2	
	Average sale price	404,250	Average price /sf	390

# Lido Surf and Sand

34236 2017 as of 09/01/2017

Source: My Florida Regional MLS  
Property Type Condominium, Villa, or  
Townhouse and time period indicated

Year	No. of Sales	Avg Sale Price	Sale Price/S.F.
2017	5	742900	457
2016	5	523760	404
2015	8	503312	363
2014	5	409000	334
2013	7	395000	290
2012	7	419357	307
2011	3	504167	363
2010	6	339417	294



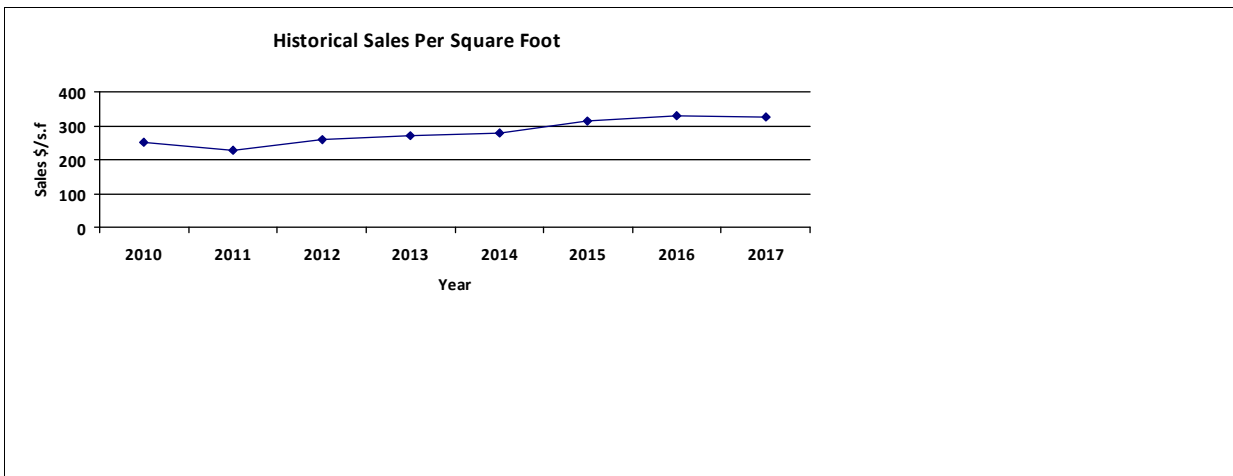
Date of Sale	Address	Unit No	Price	Sq. Feet
8/4/2017	1102 BENJAMIN FRANKLIN	610	500000	1516
6/28/2017	1100 BENJAMIN FRANKLIN	804	1535000	2324
6/22/2017	1100 BENJAMIN FRANKLIN	504	655000	1456
4/14/2017	1100 BENJAMIN FRANKLIN	404	525000	1456
2/24/2017	1102 BENJAMIN FRANKLIN	606	499500	1379
Totals for	2017	Number of Sales	5	
	Average sale price	742,900	Average price /sf	457

# Lido Towers

34236 2017 as of 09/01/2017

Source: My Florida Regional MLS  
Property Type Condominium, Villa, or  
Townhouse and time period indicated

Year	No. of Sales	Avg Sale Price	Sale Price/S.F.
2017	5	345600	326
2016	5	379400	328
2015	10	360100	312
2014	4	305000	280
2013	10	294800	271
2012	6	317500	257
2011	2	295000	228
2010	4	311250	251



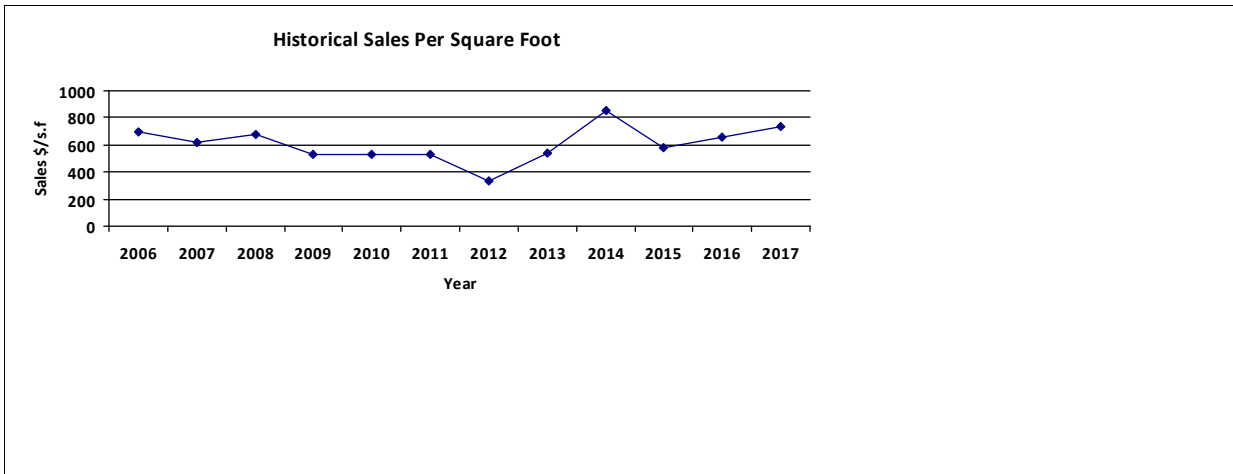
Date of Sale	Address	Unit No	Price	Sq. Feet
8/24/2017	1001 BENJAMIN FRANKLIN	203	279000	813
6/23/2017	1001 BENJAMIN FRANKLIN	405	379000	1224
5/31/2017	1001 BENJAMIN FRANKLIN	507	400000	1224
4/28/2017	1001 BENJAMIN FRANKLIN	602	385000	1224
4/26/2017	1001 BENJAMIN FRANKLIN	512	285000	813
Totals for	2017	Number of Sales	5	
	Average sale price	345,600	Average price /sf	326

# Orchid Beach Club Residences

34236 2017 as of 09/01/2017

Source: My Florida Regional MLS  
Property Type Condominium, Villa, or  
Townhouse and time period indicated

Year	No. of Sales	Avg Sale Price	Sale Price/S.F.
2017	2	2750000	736
2016	2	2275000	660
2015	4	1787250	579
2014	4	3200000	851
2013	4	1823750	541
2012	6	1045017	338
2011	3	1725000	526
2010	6	1865833	527
2009	4	1912500	534
2008	8	2582375	678
2007	7	2305714	617
2006	5	2365000	694



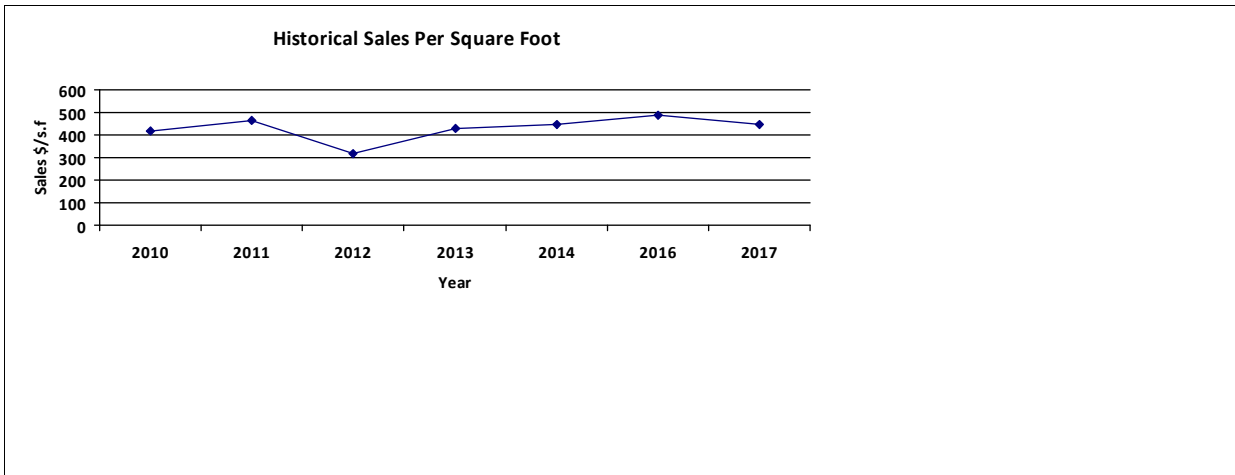
Date of Sale	Address	Unit No	Price	Sq. Feet
6/29/2017	2050 BENJAMIN FRANKLIN	A302	1150000	3242
6/29/2017	2052 BENJAMIN FRANKLIN	C501	4350000	4229
Totals for	2017	Number of Sales	2	
	Average sale price	2,750,000	Average price /sf	736

# St. Armands Towers

34236 2017 as of 09/01/2017

Source: My Florida Regional MLS  
Property Type Condominium, Villa, or  
Townhouse and time period indicated

Year	No. of Sales	Avg Sale Price	Sale Price/S.F.
2017	1	570000	447
2016	1	623000	489
2014	2	571500	448
2013	8	702775	432
2012	2	417500	316
2011	2	903800	467
2010	4	680188	418



Date of Sale	Address	Unit No	Price	Sq. Feet
6/15/2017	101 BENJAMIN FRANKLIN	62	570000	1275
Totals for		2017	Number of Sales	1
Average sale price		570,000	Average price /sf	447

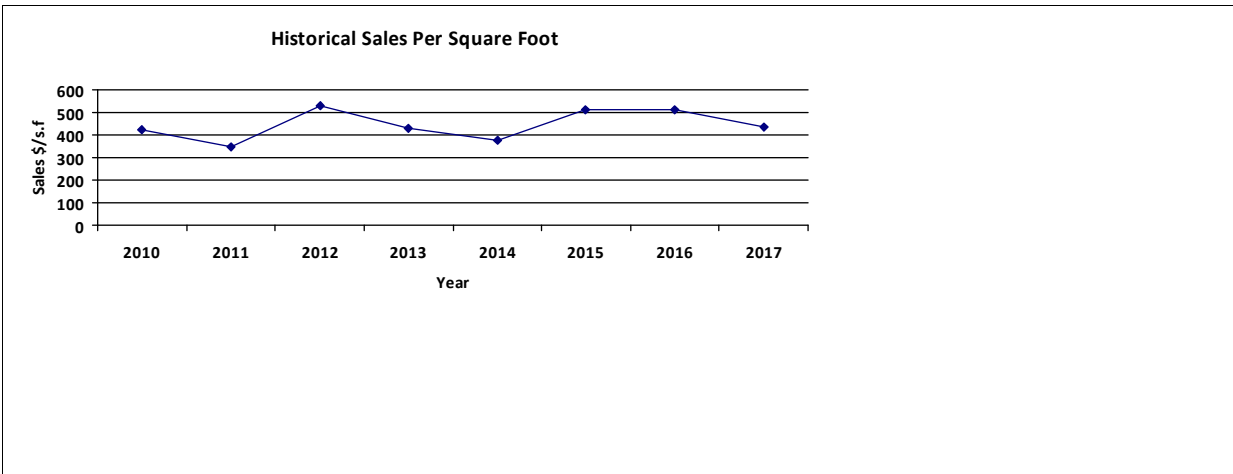


# St. Armands Towers North

34236 2017 as of 09/01/2017

Source: My Florida Regional MLS  
Property Type Condominium, Villa, or  
Townhouse and time period indicated

Year	No. of Sales	Avg Sale Price	Sale Price/S.F.
2017	2	605000	436
2016	7	685286	509
2015	7	797943	510
2014	5	521880	376
2013	1	600000	432
2012	3	731667	527
2011	3	480333	346
2010	5	709500	421



Date of Sale	Address	Unit No	Price	Sq. Feet
6/29/2017	BENJAMIN FRANKLIN	75	610000	1389
3/15/2017	BENJAMIN FRANKLIN	65	600000	1389
Totals for	2017	Number of Sales	2	
	Average sale price	605,000	Average price /sf	436